


Instructions For Use

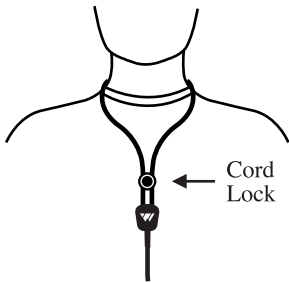
Neckloop Telecoil Coupler




The neckloop is designed to magnetically couple the audio output from a Williams Sound unit into a hearing aid equipped with a telephone coil. It will also work with tape players, TVs, and any device which has a 8-16 Ohm audio output through a 3.5mm jack. The Neckloop works only with hearing aids equipped with a telephone coil (T-Switch).

Using the Neckloop

1. Place the Neckloop over your head and around your neck as in the picture above.
2. Slide the cord lock upwards to a comfortable position. This helps keep the neckloop in optimal position for coupling with your hearing aid.



- 
3. Plug the neckloop into the earphone jack on the Williams Sound unit. Turn the unit on and set the volume control to "3," or about half of full volume.
 4. Turn the switch on your hearing aid to the "T" position and adjust the volume for comfortable listening.
 5. If the sound is weak, increase the volume on the Williams Sound unit, then on your hearing aid.

Using the Optional Universal Extension Cord

You can use the neckloop with the Universal Extension Cord accessory (WCA 007 WC) to listen to a portable radio, TV, or other sound source. This 4m (13') cord allows you to sit at a comfortable distance for TV listening. Plug the Neckloop into the Universal Extension Cord, then plug the Extension Cord into the earphone or speaker jack on the sound source. Then follow the directions above for using the Neckloop.



How the Neckloop Works

The Neckloop is a miniature audio induction loop worn around a user's neck. It uses invisible magnetic energy to transfer the electrical signal from a sound source (Pocketalker, FM Receiver, etc.) directly into a hearing aid equipped with a telephone coil.

When the audio signal from an earphone or loudspeaker jack is fed into the Neckloop, a magnetic field is created around the Neckloop wire and user's head. As the audio signal varies, the magnetic field also varies. The varying magnetic field induces a small electrical current in the hearing aid T-coil corresponding to the original audio signal. The T-coil's signal is then amplified and converted to sound by the hearing aid.



Recycling Instructions



Help Williams Sound protect the environment! Please take the time to dispose of your equipment properly.

Product Recycling:

Please do NOT dispose of your Williams Sound equipment in the household trash. Please take the equipment to a electronics recycling center; OR, return the product to the factory for proper disposal.

Battery Recycling:

Please do NOT dispose of used batteries in the household trash. Please take the batteries to a retail or community collection point for recycling.

8/08/05



Warranty Notice

The Williams Sound Neckloop is warranted against defects in material and workmanship for a period of ONE YEAR from the date of purchase. If it should fail during this period, return it to Williams Sound for replacement. Extension cords and connectors are warranted for NINETY DAYS. This warranty does not extend to physical damage. Unauthorized modifications of the product will also void the warranty.

Specifications

Color:	Black
Weight:	1.5 oz
Connector:	3.5 mm plug
Impedance:	8-16 Ohms
Input Power:	500 mW max
Magnetic Field Strength:	25 mW input at 1000 Hz produces 1.7 A/m 6" above the center of loop 85 μ W input produces 0.1 A/m (IEC Standard)
NKL 001:	18.5" cord, 3.5 mm plug
NKL 003:	13.5" cord, 3.5 mm plug (child size)
NKL 005:	45.5" cord, 3.5 mm plug

